

Created by MANSOURI Faiza, last updated on Sep 02, 2021 • 18 minute read

- Design provide by [Faiza Mansouri](#)
- Based on the style guide [eUi](#) from the DIGIT
- [eUi Documentation](#)
- Create on 22 January 2019

[Click here to expand the table of content.....](#)

◆ Note: the content of the home page, the pages and the navigation are or will be define in the epics, requirements, specifications and user stories. What ever name, title, subtitle or label is present inside the documentation is just an e.g.

[Click here to expand...](#)

eUI [LINK](#) to see the behaviour of components and to retrieve the angular commission custom components.

Have a look at our growing documentation where you can find best practices and resources

[READ THE WIKI](#)

Extended documentation for developers mainly axed on technical implementation provided through eUI CORE Angular helper services

[GO TO DOCUMENTATION](#)

- MyWorkplace **Design Patterns** can be defined as a toolkit of typical solutions and best practices to solve common problems in Software Design. Each pattern is like a blueprint that can be customized to solve a particular design problem. They also define a **common language** and **common layout** that helps teams communicate more efficiently and, as a benefit, to produce **consolidated and homogeneous interfaces**.

Design patterns differ by their complexity, level of detail and scale of applicability to the entire system being designed. Behind the **Live Code** of these examples, Developers and Designers makes it easier to grasp the idea behind the pattern and visualize its concept.

They can implement or apply these patterns in virtually any language or designer's tool which can be used to design and build the layout's architecture of an entire application.

MyWorkplace Pattern are grouped based on usage and behaviours from the following **menu sections** :

DESIGN PATTERNS : gathers most of My Workplace page patterns layouts going from simple plain page to more complex multi-columns ones

- All patterns are responsive and particular page elements and states such as columns expand/collapse, local menu, etc. has been especially designed also for tablet and mobile devices.

The page layout pattern taxonomy is designed as follows:

- **the page header:**
 - left section: contains the **page title** (recommended) and the **page sub-title** (optional).
 - right section: contains contextual custom **action buttons** (optional) and the page **Local menu** (optional). It is recommended to use maximum 3 actions buttons and put other actions inside the Local menu.
 - **the page body header (optional):**
 - contains an expandable card panel which acts as a page summary using the `ux-card` component with card title, card sub-title and any extra information in the expandable card section.
 - **the main page body:** build on single or multi-columns responsive layout's template.
- When using multi-columns, it is recommended to follow the "left to right" reading and operating flow which usually is the most natural usage's way for best

User Experience

- column 1 - search filter (optional): this column panel displays search filter with the active filter, the quick filter, the navigation and the advanced filtering sections.
 - column 2 - navigation sub-menu (optional): driven by the inner sidebar menu which lazy loads components through the Angular router when selecting a menu item.
 - column 3 - main detail / search results: displays the selected component's content or search results. Detail or results can be displayed using the `ux-panel-1` component as container which offers lots of embedded features or any other container of your choice.
 - column 4 - related content (optional): displays optional contents related to the page's content (see pattern 11 example).
- the page footer:** hidden by default, it is revealed when switching to edition mode or triggered by custom business rules.
- the footer is displayed in a sticky footer bar containing the contextual edit actions and/or flow buttons (see patterns 7 & 8).

SAMPLE DEMO PAGES : contains a set of pages from various MyWorkplace & Compass Corporate packages

- **Dashboard** : MyWorkplace interactive dashboard with customizable widgets and dynamic drag & drop / resizable layout.
- **Portfolio** : search filtering and card items results with favourites tagging, card items status and local menu.
- **Tasks** : search filtering and card items results with multi-selection, favourites tagging, card items status indicator and local menu.
- **Tasks detail** : detail page gathering all related task information with expandable header summary and sidebar navigation menu.
- **Navigation layout** : sample cards results page with routing navigation to page detail and back to results list using the breadcrumb navigation.

TEMPLATES SAMPLES : a set of pages with some interactive features from previous Opsys prototypes

- **Opsys Track 1** : Results module with Logframe management and Quality management module prototypes.
- **Opsys Track 2** : Request for Service module prototype (RFS).
- **Opsys Track 3** : Business Object page template (Action) with all extra options to be customized based on context and type.
- **MAP Tools** : demo prototype using the Organization chart from PrimeNG with quick filtering that is partially used in MAP tools.
- **REGIO Config Admin** : demo prototype for managing lists of configurations' sets and launch various business tasks.

UX/UI information & recommendations

You will find at the bottom right of the patterns screens a floating yellow information button which displays valuable information regarding the pattern **UX-UI recommendations** as well as a link to the related pattern source code. Click on the info button of this page for more information.

[MAIN MENU](#)

Req type	Requirement ID	Description	Link to the component	Design specification	Note	Responsiveness	Accessibility	Scope
MAIN MENU	-	<ul style="list-style-type: none"> The menu column bar is expanded by default. It is present on each pages of the platforms. label in uppercase Separate in 2 parts (top + bottom) fixed on the left, sticky on top or bottom 	https://eui.ecdevops.eu/eui-showcase-mwp-7.x/home	background-color: #2660a4 more info : https://eui.ecdevops.eu/screen/app/app-style-guide/css-utilities/colors	The main menu is define by the user type + user role + user persona.	The Layout is reponsive, please make sure it works properly.		ALL
label	-	<ul style="list-style-type: none"> large Item uppercase 	https://eui.ecdevops.eu/eui-showcase-mwp-7.x/home		The main menu is define by the user type + user role + user persona.	The Layout is reponsive, please make sure it works properly.		ALL
fa-icon		<ul style="list-style-type: none"> large Icon large Item 	<ul style="list-style-type: none"> Please click on Sidebar inner - large items : sidebar-item sidebar-item--large Where to find the icons : https://fontawesome.com/v4.7.0/icons/ 	Menu Item : class-icon TOP MENU <ul style="list-style-type: none"> Organisations : fa-university Opportunities : fa-bullhorn Applications : fa-file-code-o Projects : fa-tasks Work programme and Yearly reporting : fa-list-alt BOTTOM MENU <ul style="list-style-type: none"> Support : fa-question-circle Resources : fa-link Tools : fa-cogs 	The main menu is define by the user type + user role + user persona.	The Layout is reponsive, please make sure it works properly.		ALL
ux-tooltip		<ul style="list-style-type: none"> Please see the part tooltip below 						ALL

e.g. : <https://eui.ecdevops.eu/screen/app/app-shell>







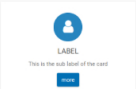
- [Click here to see the Wireframe](#)
- [Click here to see the Mockup](#)

ELC-FOOTER-CORE								
Req type	Requirement ID	Description	Link to the component	Design specification	Note	Responsiveness	Accessibility	Scope
Footer	-	<ul style="list-style-type: none"> Core footer 	https://eui.ecdevops.eu/eui-showcase-ecf-7.x/dev-guide/components/ecf-footer-core		The main menu is define by the user type + user role + user persona.	The Layout is reponsive, please make sure it works properly.	<ul style="list-style-type: none"> please add ARIA-LABEL Please use ux-tooltips Title must are dynamic (ccm2) 	ALL

e.g. : <https://eui.ecdevops.eu/eui-showcase-ecf-7.x/dev-guide/components/ecf-footer-core>

- [Click here to see the Wireframe](#)
- [Click here to see the Mockup](#)


Multilinguisme									
Req type	Requirement ID	Description	Link to the component	Design specifications	Note	Responsiveness	Accessibility	Scope	
Language selection	-	<ul style="list-style-type: none">icon: 	https://webgate.ec.europa.eu/CI/Net/stash/plugins/servlet/search?q=language					ALL	
LOGO	-	<ul style="list-style-type: none">SVG File translate according the language selectionlink to the home page	https://webgate.ec.europa.eu/CI/Net/stash/plugins/servlet/search?q=project%3AUGATEC%20repo%3Aeui%20logo			Please show only the logo:		ALL	

HOME PAGE								
Req type	Requirement ID	Description	Link to the component	Design specifications	Note	Responsiveness	Accessibility	Scope
Layout	-	<ul style="list-style-type: none"> The content must be filtered Filters applied must have the option "apply to all the overview pages". 	https://eui.ecdevops.eu/eui-showcase-mwp-7.x/home and for the filters system: https://eui.ecdevops.eu/eui-showcase-mwp-7.x/pattern-09		The content is defined by the user type + user role + user persona.	The Layout is reponsive, please make sure it works properly.	<ul style="list-style-type: none"> please add ARIA-LABEL Please use ux-tooltips Title must be dynamic (ccm2) 	ALL
ux-dashboard-card	-	<ul style="list-style-type: none"> iconTypeClass defined class: TBD 	https://eui.ecdevops.eu/eui-showcase-ux-7.x/app-style-guide/components/ux-dashboard-card		Please use the same icon as the main-menu	The Layout is reponsive, please make sure it works properly.	<ul style="list-style-type: none"> please add ARIA-LABEL Please use ux-tooltips / alt-text Title must be dynamic (ccm2) if noceible 	ALL

e.g.: <https://eui.ecdevops.eu/screen/app/my-workplace-next/home>

> [Click here to see the Wireframe](#)



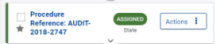

> [Click here to see the Mockup](#)

ELEMENTS OVERVIEW (ux-layout-page)								
Req type	Requirement ID	Description	Link to the component	Design specifications	Note	Responsiveness	Accessibility	Scope
OVERVIEW	-	<ul style="list-style-type: none">The content must be filtered and the user must be able to apply his filter selection to all the overview pages.Each element will be referred as widgeEvery widget need to be defined.	https://eui.ecdevops.eu/eui-showcase-mwp-7.x/tasks-filter-results	<ul style="list-style-type: none">Sticky titleExplained on the PDFImportant : "Select all" option	The content is defined by by the user type + user role + user persona.	Layout responsive, please check it before delivery	Please add ARIA-LABEL Title must be dynamic (ccm2)	ALL
ux-button	-	<ul style="list-style-type: none">isSmall	https://eui.ecdevops.eu/eui-showcase-ux-10.x/style-guide/components/ux-button		eui7 x10		Please add ARIA-LABEL Title must be dynamic (ccm2)	ALL

e.g.: <https://eui.ecdevops.eu/screen/app/my-workplace-next/home>

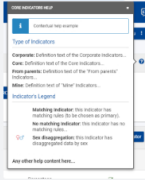
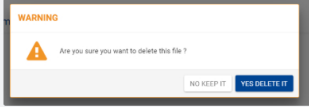
- [Click here to see the Wireframe](#)
- [Click here to see the Mockup](#)


SEARCH FILTER COLUMN								
Req type	Requirement ID	Description	Link to the component	Design specifications	Note	Responsiveness	Accessibility	Scope
COLUMN SEARCH FILTER ux-layout-page-column--size-xxxl ux-layout-page-column--collapsible	-	<ul style="list-style-type: none">Every element selected inside the search filter bar (including the search bar (number / word / actions etc...) will appear as a pills above the ux-card list.Please have a look at the Multiselection tree: https://eui.ecdevops.eu/eui-showcase-ux-7.x/app-style-guide/components/ux-tree/multiselectionThe filter behaviour is well explained in the PDF	https://eui.ecdevops.eu/eui-showcase-mwp-7.x/pattern-10 and https://eui.ecdevops.eu/eui-showcase-mwp-7.x/navigation/results			Layout responsive, please check it before delivery	Please add ARIA-LABEL Title / content must be dynamic (ccm2)	ALL
Dynamic Tree	-	<ul style="list-style-type: none">cf ux-tree with toolbar (dynamic) section	https://eui.ecdevops.eu/eui-showcase-mwp-7.x/pattern-10 and https://eui.ecdevops.eu/eui-showcase-mwp-7.x/navigation/results Please for the check boxes use: https://eui.ecdevops.eu/eui-showcase-ux-7.x/app-style-guide/libs-material			Layout responsive, please check it before delivery	Please add ARIA-LABEL Title / content must be dynamic (ccm2)	ALL
ux-button ux-group-button	-	<ul style="list-style-type: none">Programscallsrounds	https://eui.ecdevops.eu/eui-showcase-ux-7.x/app-style-guide/components/ux-button-group/checkboxbuttons	Please use secondary class		Layout responsive, please check if the button follows before delivery	Please add ARIA-LABEL	ALL
mat-checkbox	-	<ul style="list-style-type: none">Programscallsrounds	https://eui.ecdevops.eu/eui-showcase-ux-7.x/app-style-guide/libs-material			Layout responsive, please check if the button follows before delivery	Please add ARIA-LABEL	ALL
Click here to see the Wireframe								
Click here to see the Mockup								

UX-CARD								
Req type	Requirement ID	Description	Link to the component	Design specifications	Note	Responsiveness	Accessibility	Scope
UX-CARD	-	<ul style="list-style-type: none"> Title header (+status+states) body <ul style="list-style-type: none"> 2 or 3 body columns last columns : Real time Can be costumised 		<p>The progression in a real time data need to be defined.</p> <p>Can be:</p> <ul style="list-style-type: none"> progress-bar:  progress-circle: https://eui.ecdevops.eu/eui-showcase-ux-7.x/app-style-guide/components/ux-progress-circle/default Specific to the content : Running, 133 / undefined days Specific to the content :  wizard-step: https://eui.ecdevops.eu/eui-showcase-ux-7.x/app-style-guide/components/ux-wizard-step 	<ul style="list-style-type: none"> Card title : code + link to the element detail Card header : relevant data for the user (+link) Card body : <ul style="list-style-type: none"> Metadata real time data 	The Layout is responsive, please make sure the ux-card works properly,	Please use Aria-Label	ALL
UX-BADGE	-	<ul style="list-style-type: none"> 	https://eui.ecdevops.eu/eui-showcase-ux-7.x/app-style-guide/components/ux-badge	<p>Based on bootstrap color code, the color used need to be defined.</p> <p>e.g.:</p> <ul style="list-style-type: none"> draft application: warning (orange) submitted application: success (green) out of date application: danger (red) <p>The color apply on the badge is the color apply on the left border.</p> 		The ux-card is responsive, please make sure the ux-badge feets properly.	Please use Aria-Label	ALL
UX-CHIPS-LIST (overview page)	-	<ul style="list-style-type: none"> With iconClass defined + rounded + outline + small No chip-icon 	https://eui.ecdevops.eu/eui-showcase-ux-7.x/app-style-guide/components/ux-chips	<p>Default design (class outline):</p> 		The Layout is responsive, please make sure the ux-chips-list feets properly,	Please use Aria-Label	ALL

			list/styles	<p>All the filters saved by default on the overview page (no class outline):</p> <p>Key 1: value</p>				
UX_DROPDOWN-BUTTON	-	<ul style="list-style-type: none"> Label : Actions Type outline info icon : fa fa-ellipsis-v 	https://eui.ecdevops.eu/eui-showcase-ux-7.x/app-style-guide/components/ux-chips-list/styles	<ul style="list-style-type: none"> Default State <div>Actions</div> On hover <div>Actions</div> On active <div> <div>ASSIGNED</div> <div>Actions</div> <div> <div>↑ Claim</div> <div>↓ Unclaim</div> <div>*** Whatever link related to the card context</div> </div> </div> 		The ux-card is responsive, please make sure the ux-badge feets properly.	Please use Aria-Label	ALL
<p>➤ Click here to see the Wireframe</p> <p>➤ Click here to see the Mockup</p>								

UX-TREE WITH TOOL BAR (DYNAMIC)								
Req type	Requirement ID	Description	Link to the component	Design specifications	Note	Responsiveness	Accessibility	Scope
Overview page with multiselection option	-	Multiselection	https://eui.ecdevops.eu/eui-showcase-ux-7.x/app-style-guide/components/ux-tree/multiselection	<p>Dynamic, based on the user role.</p> <p>Please use the same design as the custom node template below</p>		The Layout is responsive, please make sure the ux-card works properly.		ALL
Detail page Whinthin custom node template	-	Within custom node template	https://eui.ecdevops.eu/eui-showcase-ux-7.x/app-style-guide/components/ux-tree/additional-options	<p>Dynamic, based on the user selections and node states</p>	<p>The component ux-a-marker is dynamic and can be :</p> <ul style="list-style-type: none"> ux-icon-check with the class : success ux-icon-times with the class : danger ux-icon-exclamation-triangle with the class : warning ux-icon-info-circle with the class : info 	The Layout is responsive, please make sure the ux-card works properly.		ALL
<p>➤ Click here to expand the wireframe...</p> <p>➤ Click here to expand the mockup...</p>								

TOOLTIP + ANGULAR UI TOUR								
Req type	Requirement ID	Description	Link to the component	Design specifications	Note	Responsiveness	Accessibility	Scope
MEGA TOOLTIP ux-a-icon-toggle ux-dynamic-popover	-	<ul style="list-style-type: none"> Panel appears on a click 	<ul style="list-style-type: none"> See an example here: https://eui.ecdevops.eu/eui-showcase-mwp-7.x/templates/opsys-quality-management/core-indicators Please use the icon question-circle icon. https://eui.ecdevops.eu/eui-showcase-ux-7.x/app-style-guide/directives/ux-tooltip On hover please have the click for more information. On a click please have the ux-popover appearing. https://eui.ecdevops.eu/eui-showcase-ux-7.x/app-style-guide/components/ux-popover <p>Title : Same label</p> <p>Please don't forget the external-link icon on link</p>			Layout responsive, please check it before delivery	Please add ARIA-LABEL Title / content must are dynamic (ccm2)	ALL
TOOLTIP ux-tooltip	-	<ul style="list-style-type: none"> Tooltip appears by hovering over the link, icon or element but the pop/over appears on the clicks 	https://eui.ecdevops.eu/eui-showcase-ux-7.x/app-style-guide/directives/ux-tooltip	<ul style="list-style-type: none"> Rounded Color : none. Position : depends on the context Z-index: tooltip Size : auto <p>Hover me for tooltip sample - Tooltip text goes here.</p>		Layout responsive, please check it before delivery	Please add ARIA-LABEL Title / content must are dynamic (ccm2)	ALL
MESSAGE dynamic-message-box	-		https://c1net.tech.ec.europa.eu/C1net/confluence/display/EACBA/ALERTS+AND+NOTIFICATIONS%9ALERTSANDNOTIFICATIONS-ux-dynamic-message-box			Layout responsive, please check it before delivery	Title / content must are dynamic (ccm2)	ALL
POP'UP ux-modal used for Guidelines	-	<ul style="list-style-type: none"> Tooltip appears by hovering over the link, icon or element but the modal appears on the clicks 	<p>https://eui.ecdevops.eu/eui-showcase-ux-7.x/app-style-guide/components/ux-dynamic-modal/styles</p> <p>Please have the ux-modal tooltip called Guidelines on all the page titles.</p> <ul style="list-style-type: none"> Icon fa fa-question-circle By hovering over the icon: the sentence Click for guidelines will appear By clicking on the Icon: the ux-modal will pop'up with a button "close" under primary class since it's the main action. 	<ul style="list-style-type: none"> By hovering over the icon <div>Click for guidelines</div> This content should respect the standard for accessibility. (<p>, , , <h4>, <h5>) The text has to be 1rem (general requirement) Modal should have title. The user should have the possibility to close the modal (pop up) This modal (pop up) should be accessible anytime by the user. <p>Application details ?</p> 		Layout responsive, please check it before delivery	Please add ARIA-LABEL Title / content must are dynamic (ccm2)	ALL

Angular UI tour	-	<ul style="list-style-type: none">WORK IN PROGRESS	https://benmarch.github.io/angular-ui-tour/#/docs	<ul style="list-style-type: none">The style of the Mega tool type should be applyTo highlight the element: you technically have to create a done and positions it on top of the defining element, so watch for CSS that might be too specific.					ALL
									

e.g : <https://eui.ecdevops.eu/eui-showcase-mwp-7.x/templates/opsys-quality-management/core-indicators>
e.g. <https://eui.ecdevops.eu/eui-showcase-ux-7.x/app-style-guide/directives/ux-tooltip>

> [Click here to see the Wireframe](#)
> [Click here to see the Mockup](#)

MAT-TABLE

Req type	Requirement ID	Description	Link to the component	Design specifications	Note	Responsiveness	Accessibility	Scope
Material Table	-	<ul style="list-style-type: none">ResponsivenessSort for all colExport all or selection in csv / pdf and excelColumns Toggles (Add / remove columns) + save my selection + set as a defaultCrud (create, delete, update)Search bar for all the columnMulti-selection in a frozen column and number of selected itemsHeader and footer fixedPagination and PagesDifferent "a=href links" for different td inside rowsFields format (currency, dates, number etc..)Selected multiple rows deletedRefresh dataAsync call	<ul style="list-style-type: none">https://eui.ecdevops.eu/screen/app/app-style-guide/components/ux-table/advanced-native-mat-tablehttps://v7.material.angular.io/components/table/overview	Sticky element (overview page): <ul style="list-style-type: none">HeaderFooterCheckbox columnélément code columnActions column	PrimeNG will still be included in eUI as dependencies so (9.x of PrimeNG), the styles overrides will still be there, but they won't be maintained) pay attention on PrimeNG to not use p-datatable in your code this has to be migrated to turbo table (as they deprecated it completely in PrimeNG 9) in eUI10 we'll drop completely the usage of PrimeNG and also the styles overrides, so basically you'll have one year to switch to alternatives we'll propose alongside eUI9 (mainly material) the future release note of eUI9 will explain this in details	Must be responsive	Please find the tutorial for an accessible table: https://www.w3.org/WAI/tutorials/tables/one-header/	ALL

> [Click here to see the Wireframe](#)
> [Click here to see the Mockup](#)

DETAILS PAGE (UX-LAYOUT-PAGE)

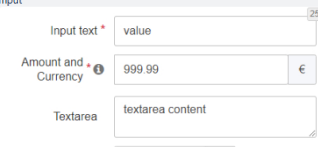
Req type	Requirement ID	Description	Link to the component	Design specifications	Note	Responsiveness	Accessibility	Scope
DETAILS	-	<ul style="list-style-type: none">The circle-info are tooltips, change when the section element state change (element dependency).Dependencies could be applied on the navigation tab (depends on the user context).Each section must have a clear visual separation (different sub panel) to make the reading more easy for the user.Complex Data display: if the section of the detail page has complex subsection (like "Participating Organisation" or Budget" : TBD), a column with a dynamic tree must be displayed to help the user navigate through that section.	<ul style="list-style-type: none">https://eui.ecdevops.eu/eui-showcase-mwp-7.x/templates/opsys-rfs/step1	<ul style="list-style-type: none">tile + ux-card is sticky				

DETAILS PAGE Navigation





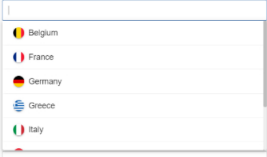
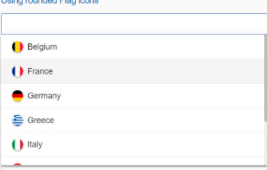
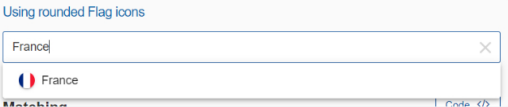


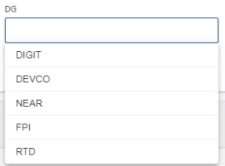
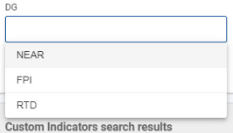

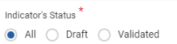
Req type	Requirement ID	Description	Link to the component	Design specifications	Note	Responsiveness	Accessibility	Scope
nav	-	All the columns are able to collapsed or expanded	<ul style="list-style-type: none">https://eui.ecdevops.eu/eui-showcase-mwp-7.x/pattern-11			yes		

e.g. with 3 columns : <https://eui.ecdevops.eu/eui-showcase-mwp-7.x/pattern-1>

FORM ELEMENT

Req type	Requirement ID	Description	Link to the component	Design specifications	Note	Responsiveness	Accessibility	Scope
Generalities	-		<ul style="list-style-type: none">https://eui.ecdevops.eu/eui-showcase-ux-7.x/app-style-guide/ui-elements/form-inputsmore examples: https://eui.ecdevops.eu/eui-showcase-mwp-7.x/templates/opsys-results	<ul style="list-style-type: none">input 				

			<div><div><div><div><div>Datepicker *02/09/2021<div></div></div><div>Select<div>value 2</div></div><div>Checkbox<input checked="" type="checkbox"/><div><div><div><div>Option 1 label</div><div>Option 2 label</div><div>Option 3 label</div><div>Option 4 disabled</div></div></div></div></div><div>Sent by<div>John DOE</div></div></div></div></div><div><div>• Disable / read only element</div><div><div><div><div>Input text * value</div><div>Amount and Currency *999.99 €</div><div>Textarea<div>textarea content</div></div><div>Datepicker *02/09/2021 12:00:00 (Brussels time)</div><div>Select<div>value 2</div></div><div>Checkbox<input checked="" type="checkbox"/></div><div>Radio<div>Option 4 disabled</div></div><div>Sent by<div>John DOE</div></div></div></div></div><div><div>• No more than 2 col panel</div><div>• Mandatory field</div><div><div><div>Matching Comment *</div><div>Enter any comment for the review of the matching indicator value (for Quality Control)</div></div></div></div><div><div>• On click</div><div><div><div>Matching Comment *</div><div></div></div></div></div><div><div>• Required field with feedback message</div><div><div><div>Matching Comment *</div><div>Enter any comment for the review of the matching indicator value (for Quality Control)</div><div>this field is required</div></div></div></div><div><div>• When user tape until ok</div><div><div><div>Matching Comment *</div><div></div><div>this field is required</div></div></div></div><div><div>• Tooltip on the input (careful : different than the info icon on the label)</div><div><div><div>Matching Value *</div><div>#####%</div><div>this Matching value (in percent)</div></div></div></div></div></div>			
Mega Tooltip ux-dynamic-popover	-	<div><div><div><div><div>https://eui.ecdevops.eu/eui-showcase-mwp-7.x/templates/opsys-quality-management</div></div></div></div></div> <div><div><div>The section have their title above.</div><div>The panel have a question-circle icon on their top-right</div><div>On a click of this icon a pop'over panel (called MEGA TOOLTIP) appears.</div></div><div><div>Section title</div><div>Panel Title</div></div><div><div><div>Indicator explanation?</div><div><div>Indicator has warning</div><div>1</div><div>2</div><div>3</div><div>4</div><div>5</div><div>6</div><div>7</div><div>8</div><div>9</div><div>10</div><div>11</div><div>12</div><div>13</div><div>14</div><div>15</div><div>16</div><div>17</div><div>18</div><div>19</div><div>20</div><div>21</div><div>22</div><div>23</div><div>24</div><div>25</div><div>26</div><div>27</div><div>28</div><div>29</div><div>30</div><div>31</div><div>32</div><div>33</div><div>34</div><div>35</div><div>36</div><div>37</div><div>38</div><div>39</div><div>40</div><div>41</div><div>42</div><div>43</div><div>44</div><div>45</div><div>46</div><div>47</div><div>48</div><div>49</div><div>50</div><div>51</div><div>52</div><div>53</div><div>54</div><div>55</div><div>56</div><div>57</div><div>58</div><div>59</div><div>60</div><div>61</div><div>62</div><div>63</div><div>64</div><div>65</div><div>66</div><div>67</div><div>68</div><div>69</div><div>70</div><div>71</div><div>72</div><div>73</div><div>74</div><div>75</div><div>76</div><div>77</div><div>78</div><div>79</div><div>80</div><div>81</div><div>82</div><div>83</div><div>84</div><div>85</div><div>86</div><div>87</div><div>88</div><div>89</div><div>90</div><div>91</div><div>92</div><div>93</div><div>94</div><div>95</div><div>96</div><div>97</div><div>98</div><div>99</div><div>100</div><div>101</div><div>102</div><div>103</div><div>104</div><div>105</div><div>106</div><div>107</div><div>108</div><div>109</div><div>110</div><div>111</div><div>112</div><div>113</div><div>114</div><div>115</div><div>116</div><div>117</div><div>118</div><div>119</div><div>120</div><div>121</div><div>122</div><div>123</div><div>124</div><div>125</div><div>126</div><div>127</div><div>128</div><div>129</div><div>130</div><div>131</div><div>132</div><div>133</div><div>134</div><div>135</div><div>136</div><div>137</div><div>138</div><div>139</div><div>140</div><div>141</div><div>142</div><div>143</div><div>144</div><div>145</div><div>146</div><div>147</div><div>148</div><div>149</div><div>150</div><div>151</div><div>152</div><div>153</div><div>154</div><div>155</div><div>156</div><div>157</div><div>158</div><div>159</div><div>160</div><div>161</div><div>162</div><div>163</div><div>164</div><div>165</div><div>166</div><div>167</div><div>168</div><div>169</div><div>170</div><div>171</div><div>172</div><div>173</div><div>174</div><div>175</div><div>176</div><div>177</div><div>178</div><div>179</div><div>180</div><div>181</div><div>182</div><div>183</div><div>184</div><div>185</div><div>186</div><div>187</div><div>188</div><div>189</div><div>190</div><div>191</div><div>192</div><div>193</div><div>194</div><div>195</div><div>196</div><div>197</div><div>198</div><div>199</div><div>200</div><div>201</div><div>202</div><div>203</div><div>204</div><div>205</div><div>206</div><div>207</div><div>208</div><div>209</div><div>210</div><div>211</div><div>212</div><div>213</div><div>214</div><div>215</div><div>216</div><div>217</div><div>218</div><div>219</div><div>220</div><div>221</div><div>222</div><div>223</div><div>224</div><div>225</div><div>226</div><div>227</div><div>228</div><div>229</div><div>230</div><div>231</div><div>232</div><div>233</div><div>234</div><div>235</div><div>236</div><div>237</div><div>238</div><div>239</div><div>240</div><div>241</div><div>242</div><div>243</div><div>244</div><div>245</div><div>246</div><div>247</div><div>248</div><div>249</div><div>250</div><div>251</div><div>252</div><div>253</div><div>254</div><div>255</div><div>256</div><div>257</div><div>258</div><div>259</div><div>260</div><div>261</div><div>262</div><div>263</div><div>264</div><div>265</div><div>266</div><div>267</div><div>268</div><div>269</div><div>270</div><div>271</div><div>272</div><div>273</div><div>274</div><div>275</div><div>276</div><div>277</div><div>278</div><div>279</div><div>280</div><div>281</div><div>282</div><div>283</div><div>284</div><div>285</div><div>286</div><div>287</div><div>288</div><div>289</div><div>290</div><div>291</div><div>292</div><div>293</div><div>294</div><div>295</div><div>296</div><div>297</div><div>298</div><div>299</div><div>300</div><div>301</div><div>302</div><div>303</div><div>304</div><div>305</div><div>306</div><div>307</div><div>308</div><div>309</div><div>310</div><div>311</div><div>312</div><div>313</div><div>314</div><div>315</div><div>316</div><div>317</div><div>318</div><div>319</div><div>320</div><div>321</div><div>322</div><div>323</div><div>324</div><div>325</div><div>326</div><div>327</div><div>328</div><div>329</div><div>330</div><div>331</div><div>332</div><div>333</div><div>334</div><div>335</div><div>336</div><div>337</div><div>338</div><div>339</div><div>340</div><div>341</div><div>342</div><div>343</div><div>344</div><div>345</div><div>346</div><div>347</div><div>348</div><div>349</div><div>350</div><div>351</div><div>352</div><div>353</div><div>354</div><div>355</div><div>356</div><div>357</div><div>358</div><div>359</div><div>360</div><div>361</div><div>362</div><div>363</div><div>364</div><div>365</div><div>366</div><div>367</div><div>368</div><div>369</div><div>370</div><div>371</div><div>372</div><div>373</div><div>374</div><div>375</div><div>376</div><div>377</div><div>378</div><div>379</div><div>380</div><div>381</div><div>382</div><div>383</div><div>384</div><div>385</div><div>386</div><div>387</div><div>388</div><div>389</div><div>390</div><div>391</div><div>392</div><div>393</div><div>394</div><div>395</div><div>396</div><div>397</div><div>398</div><div>399</div><div>400</div><div>401</div><div>402</div><div>403</div><div>404</div><div>405</div><div>406</div><div>407</div><div>408</div><div>409</div><div>410</div><div>411</div><div>412</div><div>413</div><div>414</div><div>415</div><div>416</div><div>417</div><div>418</div><div>419</div><div>420</div><div>421</div><div>422</div><div>423</div><div>424</div><div>425</div><div>426</div><div>427</div><div>428</div><div>429</div><div>430</div><div>431</div><div>432</div><div>433</div><div>434</div><div>435</div><div>436</div><div>437</div><div>438</div><div>439</div><div>440</div><div>441</div><div>442</div><div>443</div><div>444</div><div>445</div><div>446</div><div>447</div><div>448</div><div>449</div><div>450</div><div>451</div><div>452</div><div>453</div><div>454</div><div>455</div><div>456</div><div>457</div><div>458</div><div>459</div><div>460</div><div>461</div><div>462</div><div>463</div><div>464</div><div>465</div><div>466</div><div>467</div><div>468</div><div>469</div><div>470</div><div>471</div><div>472</div><div>473</div><div>474</div><div>475</div><div>476</div><div>477</div><div>478</div><div>479</div><div>480</div><div>481</div><div>482</div><div>483</div><div>484</div><div>485</div><div>486</div><div>487</div><div>488</div><div>489</div><div>490</div><div>491</div><div>492</div><div>493</div><div>494</div><div>495</div><div>496</div><div>497</div><div>498</div><div>499</div><div>500</div><div>501</div><div>502</div><div>503</div><div>504</div><div>505</div><div>506</div><div>507</div><div>508</div><div>509</div><div>510</div><div>511</div><div>512</div><div>513</div><div>514</div><div>515</div><div>516</div><div>517</div><div>518</div><div>519</div><div>520</div><div>521</div><div>522</div><div>523</div><div>524</div><div>525</div><div>526</div><div>527</div><div>528</div><div>529</div><div>530</div><div>531</div><div>532</div><div>533</div><div>534</div><div>535</div><div>536</div><div>537</div><div>538</div><div>539</div><div>540</div><div>541</div><div>542</div><div>543</div><div>544</div><div>545</div><div>546</div><div>547</div><div>548</div><div>549</div><div>550</div><div>551</div><div>552</div><div>553</div><div>554</div><div>555</div><div>556</div><div>557</div><div>558</div><div>559</div><div>560</div><div>561</div><div>562</div><div>563</div><div>564</div><div>565</div><div>566</div><div>567</div><div>568</div><div>569</div><div>570</div><div>571</div><div>572</div><div>573</div><div>574</div><div>575</div><div>576</div><div>577</div><div>578</div><div>579</div><div>580</div><div>581</div><div>582</div><div>583</div><div>584</div><div>585</div><div>586</div><div>587</div><div>588</div><div>589</div><div>590</div><div>591</div><div>592</div><div>593</div><div>594</div><div>595</div><div>596</div><div>597</div><div>598</div><div>599</div><div>600</div><div>601</div><div>602</div><div>603</div><div>604</div><div>605</div><div>606</div><div>607</div><div>608</div><div>609</div><div>610</div><div>611</div><div>612</div><div>613</div><div>614</div><div>615</div><div>616</div><div>617</div><div>618</div><div>619</div><div>620</div><div>621</div><div>622</div><div>623</div><div>624</div><div>625</div><div>626</div><div>627</div><div>628</div><div>629</div><div>630</div><div>631</div><div>632</div><div>633</div><div>634</div><div>635</div><div>636</div><div>637</div><div>638</div><div>639</div><div>640</div><div>641</div><div>642</div><div>643</div><div>644</div><div>645</div><div>646</div><div>647</div><div>648</div><div>649</div><div>650</div><div>651</div><div>652</div><div>653</div><div>654</div><div>655</div><div>656</div><div>657</div><div>658</div><div>659</div><div>660</div><div>661</div><div>662</div><div>663</div><div>664</div><div>665</div><div>666</div><div>667</div><div>668</div><div>669</div><div>670</div><div>671</div><div>672</div><div>673</div><div>674</div><div>675</div><div>676</div><div>677</div><div>678</div><div>679</div><div>680</div><div>681</div><div>682</div><div>683</div><div>684</div><div>685</div><div>686</div><div>687</div><div>688</div><div>689</div><div>690</div><div>691</div><div>692</div><div>693</div><div>694</div><div>695</div><div>696</div><div>697</div><div>698</div><div>699</div><div>700</div><div>701</div><div>702</div><div>703</div><div>704</div><div>705</div><div>706</div><div>707</div><div>708</div><div>709</div><div>710</div><div>711</div><div>712</div><div>713</div><div>714</div><div>715</div><div>716</div><div>717</div><div>718</div><div>719</div><div>720</div><div>721</div><div>722</div><div>723</div><div>724</div><div>725</div><div>726</div><div>727</div><div>728</div><div>729</div><div>730</div><div>731</div><div>732</div><div>733</div><div>734</div><div>735</div><div>736</div><div>737</div><div>738</div><div>739</div><div>740</div><div>741</div><div>742</div><div>743</div><div>744</div><div>745</div><div>746</div><div>747</div><div>748</div><div>749</div><div>750</div><div>751</div><div>752</div><div>753</div><div>754</div><div>755</div><div>756</div><div>757</div><div>758</div><div>759</div><div>760</div><div>761</div><div>762</div><div>763</div><div>764</div><div>765</div><div>766</div><div>767</div><div>768</div><div>769</div><div>770</div><div>771</div><div>772</div><div>773</div><div>774</div><div>775</div><div>776</div><div>777</div><div>778</div><div>779</div><div>780</div><div>781</div><div>782</div><div>783</div><div>784</div><div>785</div><div>786</div><div>787</div><div>788</div><div>789</div><div>790</div><div>791</div><div>792</div><div>793</div><div>794</div><div>795</div><div>796</div><div>797</div><div>798</div><div>799</div><div>800</div><div>801</div><div>802</div><div>803</div><div>804</div><div>805</div><div>806</div><div>807</div><div>808</div><div>809</div><div>810</div><div>811</div><div>812</div><div>813</div><div>814</div><div>815</div><div>816</div><div>817</div><div>818</div><div>819</div><div>820</div><div>821</div><div>822</div><div>823</div><div>824</div><div>825</div><div>826</div><div>827</div><div>828</div><div>829</div><div>830</div><div>831</div><div>832</div><div>833</div><div>834</div><div>835</div><div>836</div><div>837</div><div>838</div><div>839</div><div>840</div><div>841</div><div>842</div><div>843</div><div>844</div><div>845</div><div>846</div><div>847</div><div>848</div><div>849</div><div>850</div><div>851</div><div>852</div><div>853</div><div>854</div><div>855</div><div>856</div><div>857</div><div>858</div><div>859</div><div>860</div><div>861</div><div>862</div><div>863</div><div>864</div><div>865</div><div>866</div><div>867</div><div>868</div><div>869</div><div>870</div><div>871</div><div>872</div><div>873</div><div>874</div><div>875</div><div>876</div><div>877</div><div>878</div><div>879</div><div>880</div><div>881</div><div>882</div><div>883</div><div>884</div><div>885</div><div>886</div><div>887</div><div>888</div><div>889</div><div>890</div><div>891</div><div>892</div><div>893</div><div>894</div><div>895</div><div>896</div><div>897</div><div>898</div><div>899</div><div>900</div><div>901</div><div>902</div><div>903</div><div>904</div><div>905</div><div>906</div><div>907</div><div>908</div><div>909</div><div>910</div><div>911</div><div>912</div><div>913</div><div>914</div><div>915</div><div>916</div><div>917</div><div>918</div><div>919</div><div>920</div><div>921</div><div>922</div><div>923</div><div>924</div><div>925</div><div>926</div><div>927</div><div>928</div><div>929</div><div>930</div><div>931</div><div>932</div><div>933</div><div>934</div><div>935</div><div>936</div><div>937</div><div>938</div><div>939</div><div>940</div><div>941</div><div>942</div><div>943</div><div>944</div><div>945</div><div>946</div><div>947</div><div>948</div><div>949</div><div>950</div><div>951</div><div>952</div><div>953</div><div>954</div><div>955</div><div>956</div><div>957</div><div>958</div><div>959</div><div>960</div><div>961</div><div>962</div><div>963</div><div>964</div><div>965</div><div>966</div><div>967</div><div>968</div><div>969</div><div>970</div><div>971</div><div>972</div><div>973</div><div>974</div><div>975</div><div>976</div><div>977</div><div>978</div><div>979</div><div>980</div><div>981</div><div>982</div><div>983</div><div>984</div><div>985</div><div>986</div><div>987</div><div>988</div><div>989</div><div>990</div><div>991</div><div>992</div><div>993</div><div>994</div><div>995</div><div>996</div><div>997</div><div>998</div><div>999</div><div>1000</div></div></div></div></div>				
Feedback message	-	<div><div><div><div><div>https://eui.ecdevops.eu/eui-showcase-ux-7.x/app-style-guide/components/ux-control-feedback</div></div></div></div></div> <div><div><div>this is the label</div><div>This field is has feedback type of success.</div><div>this is the label</div><div>This field is has feedback type of warning.</div></div></div>				

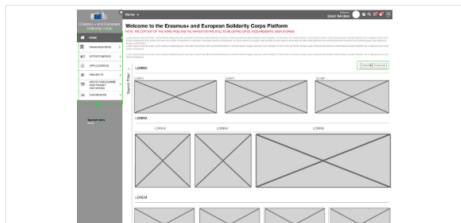
			<div><div>this is the label</div><div></div><div>This field is has feedback type of danger</div></div>				
<div>Counter</div> <div>input-maxlength</div>	<div>▪ Top-Right</div>	<div>▪ https://eui.ecdevops.eu/eui-showcase-ux-7.x/app-style-guide/components/ux-form-control/input</div>	<div>▪ Allowed character</div> <div></div> <div>▪ Remains character</div> <div></div> <div>▪ Extra character</div> <div></div>				
<div>Single select</div> <div>eui-autocomplete - (dropdown list with flag icons)</div>	<div>-</div>	<div>▪ https://eui.ecdevops.eu/eui-showcase-ux-10.x/style-guide-next/components/eui-autocomplete</div>	<div>▪ Default</div> <div></div> <div>▪ On a click</div> <div>Using rounded Flag icons</div> <div></div> <div>▪ Overing Hover the list item</div> <div>Using rounded Flag icons</div> <div></div> <div></div> <div>▪ If the user is tapping</div> <div>▪ After selection</div> <div></div>	<div>▪ The list must be translated in the language selected by the user. e.g. a greek selection implies country name in greek.</div> <div>▪ Applies also for the NA selection</div>			
<div>Multi select</div> <div>ux-auto-complete - (dropdown list)</div>	<div>-</div>	<div>▪ https://eui.ecdevops.eu/eui-showcase-ux-7.x/app-style-guide/ui-elements/form-inputs</div> <div>▪ Provided items / isBadgeSmall=true</div>	<div>▪ Default</div> <div></div> <div>▪ On a click</div> <div></div> <div>▪ Overing Hover the list item</div> <div></div> <div>Custom Indicators search results</div> <div>▪ After selection</div> <div></div>				
<div>Radio button</div>	<div>-</div>	<div>▪ https://eui.ecdevops.eu/eui-showcase-ux-7.x/app-style-guide/ui-elements/form-inputs</div>	<div>▪ Selected / Unselected</div> <div></div>				

Radio ux- button ux-group-button	-		<ul style="list-style-type: none">https://eui.ecdevops.eu/eui-showcase-ux-7.x/app-style-guide/components/ux-button-group/radiobuttons	<ul style="list-style-type: none">e.g. 1 e.g. 2 	icon: e.g 1 <ul style="list-style-type: none">fa-tablefa-list e.g 2 <ul style="list-style-type: none">fa-timesfa-refreshfa-pencil (if edit details) <ul style="list-style-type: none">fa-eye (if see details)		please have a tooltip on this buttons		
Checkboxes	-		<ul style="list-style-type: none">https://eui.ecdevops.eu/eui-showcase-ux-7.x/app-style-guide/ui-elements/form-inputs	<ul style="list-style-type: none">Selected / Unselected <input checked="" type="checkbox"/> Checkbox label 1 <input type="checkbox"/> Checkbox label 2					
	-		<ul style="list-style-type: none">https://eui.ecdevops.eu/eui-showcase-ux-7.x/app-style-guide/ui-elements/form-inputs	<div><div>Label</div><div><p> Velit. Donec convallis a mi eget volutpat. Sed non nulla dui. Nulla tellus dolor, tempus id metus quis, rutrum pellentesque elit. Sed massa nibh, maximus eleifend porta eu, finibus nec diam. Phasellus congue efficitur enim vel finibus. Pellentesque habitant morbi tristique senectus et netus et malesuada fames ac turpis egestas. Aliquam erat volutpat. Nam dapibus, urna quis porta posuere, sapien ex finibus risus, vel porttitor elit augue sit amet enim. Cras scelerisque sapien volutpat ligula condimentum lacinia. Vivamus a sapien sodales, venenatis purus nec, fermentum mauris. Cras hendrerit lectus eget quam ultrices, non interdum lectus posuere. Ut posuere ultrices nunc vel hendrerit. Morbi et ante commodo, fringilla urna sed, congue velit. Morbi malesuada, lorem id cursus blandit, augue. </p></div></div>					
	-		<ul style="list-style-type: none">https://eui.ecdevops.eu/eui-showcase-ux-7.x/app-style-guide/ui-elements/form-inputs	<ul style="list-style-type: none">Special Field <div><div>@</div><div></div></div><div><div>€</div><div></div><div>.00</div></div><div><div></div><div>€</div><div>.00</div></div><div>Currency format: #,###,##</div><div><div>€</div><div>120.253,00</div></div>					
ux-u-cursor-help	-		<ul style="list-style-type: none">https://eui.ecdevops.eu/eui-showcase-ux-7.x/app-style-guide/ui-elements/form-inputs	this is the label ⓘ					
Phone selection	-		<ul style="list-style-type: none">There is no componenet availabe on eu7 showcase. https://intl-tel-input.com/	<div>Demo</div> <div><div><div>🇩🇪</div><div>+ 551 23 45 67</div></div><div><div><div>🇺🇸 United States +1</div><div>🇬🇧 United Kingdom +44</div><div>🇦🇫 Afghanistan (افغانستان) +93</div><div>🇦🇱 Albania (Shqipëri) +355</div><div>🇩🇪 Algeria (الجزير) +213</div><div>🇲🇫 American Samoa +1</div></div></div></div>					
ux-datepicker with ux-control-feedback	-		<ul style="list-style-type: none">https://eui.ecdevops.eu/eui-showcase-ux-7.x/app-style-guide/components/ux-datepicker/date-format	<div>default</div> <div><div>10/09/2019</div><div>📅</div></div> <div>at click</div> <div><div><div>10/09/2019</div><div>📅</div></div><div><div>10/09/2019</div><div>< ></div><div><div>Su</div><div>Mo</div><div>Tu</div><div>We</div><div>Th</div><div>Fr</div><div>Sa</div></div><div>SEP</div><div><div>1</div><div>2</div><div>3</div><div>4</div><div>5</div><div>6</div><div>7</div><div>8</div><div>9</div><div>10</div><div>11</div><div>12</div><div>13</div><div>14</div><div>15</div><div>16</div><div>17</div><div>18</div><div>19</div><div>20</div><div>21</div><div>22</div><div>23</div><div>24</div><div>25</div><div>26</div><div>27</div><div>28</div><div>29</div><div>30</div></div></div></div>					

WIREFRAME

BEFORE GOING FURTHER PLEASE LOOK AT THE MOCKUP IN THE SLIDER (20 SLIDES)

For your comfort please use the command full screen:





GENERAL RECOMMENDATIONS

1 - The Title of the links, the Aria-label and the Tooltips are a good practice for usability according to the W3C organisations. Accessibility for everyone is really important, please keep this in mind.

REALLY IMPORTANT:

- Please refer to the Confluence Page : [Accessibility](#)

2 - The HTML markup

All pages should have proper titles with the markup <h1> followed by an <hr> then a <p> for the texts

Some tooltips might be added afterwards on elements

3 - Bootstrap needs to be used for the responsiveness of each page

Learn more : <https://getbootstrap.com/>

Certain platforms might be not accessible for the public, yet we can't decide on what screen size the user will carry out their work.

Remaking a module or a platform to make it responsive will take more time to adjust then to do it from the beginning.

4 - Front end files organisation

Please keep in mind that the elements that make up each page or part of a page page, also mark up the process of each page may change from year to another.

Try to find a simple and logical way to organize the hierarchy of your files keeping this in mind.

5 - UI Specification

Please keep in mind that all the content have their title on the top left and their action on the top right.

All navigation / filters are on the left of the content and global and local action buttons on the right - align to the title, (expected for certain case like panels)

Like Be the first to like this

No likes

Write a comment...