

GUIDELINES and CONTEXTUAL HELP

Created by MANSOURI Faiza, last updated on Mar 09, 2021 • 4 minute read

The Guidelines

- Please use the icon **question-circle icon** : <https://eui.ecdevops.eu/eui-showcase-ux-7.x/app-style-guide/directives/ux-tooltip>

Title of the page

Active filter

Delete

You are currently not using any active filter
Actions

- On **hover** please have the **click** for guidelines :

Active filter

Delete

You are currently not using any active filter
Actions

- On a **click** please have the **ux-modal** appearing:

Graphic info of the ux modal:

- Title** : Guidelines (with a background-color: #f5f5f5)
- Button** : Close (primary class)
- Sub-title inside** the content under the class: section-title small first mt-0 font-weight-old followed by an <hr>
- Please have the **real element** (button dropdown list etc...)

Home

Erasmus+ and European Solidarity Corps

Search and filter

Active filter

Delete

You are currently not using any active filter
Actions

Quick filter

Search

Programmes

All

Erasmus+

European Solidarity Corps

Calls

All

2021

2022

Rounds

All

1

2

3

KEY ACTIONS

☐ All Key Actions
☐ KA1
☐ KA121-VET - Accredited projects f...
☐ KA121-SCH - Accredited projects ...
☐ KA121-ADU - Accredited projects ...

Guidelines

Active filter

Lists of items can be filtered in order to refine the results you see.

The criteria you select to refine your search make up the **Active filter**. This predefined set of selected criteria can be saved, updated, and set as default.

The feedback messages displayed under the Active filter list inform you on how you are using a certain filter.

Create a new active filter

It is possible to create as many filters as are necessary.

To create a filter:

- Select the desired criteria from the available options in the **Search and filter** panel. The criteria you select are listed in the **Search results** panel at the top of the results list.
- Click on the **Actions** button, then select **Create new active filter**.
- Type the desired filter name and click on **Create** to save the filter. Once saved, it is displayed in the **Active filter** drop-down list.

For more detailed information please see [Search Filter Index](#)

Apply an active filter

To apply a filter simply select it from the **Active filter** drop-down list. The search results are immediately filtered accordingly.

Update an active filter

When you remove or add criteria to your active filter, your changes are not saved for future use unless you update the filter.

To do so, click on the **Actions** button, then select **Update current filter**. Click **Yes** in the pop-up dialog to confirm the update.

Set an active filter as default

By default the results list is not filtered, it contains all items based on all Programmes, Calls and Rounds. You can change this by defining a default active filter.

Close

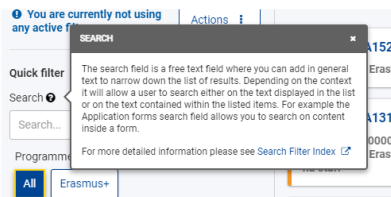
Ux-popover Tooltip

- Please use the icon **question-circle icon** : <https://eui.ecdevops.eu/eui-showcase-ux-7.x/app-style-guide/directives/ux-tooltip>

Quick filter

Search

Search...

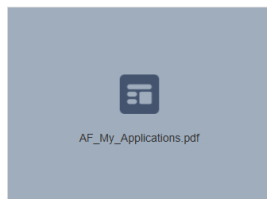


- On a click please have the **ux-popover** appearing :
 - <https://eui.ecdevops.eu/eui-showcase-ux-7.x/app-style-guide/components/ux-popover>

Title : Same label

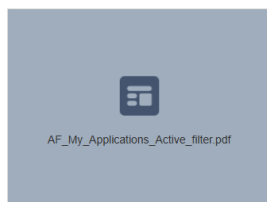
Please don't forget the external-link icon on link

AF_MY APPLICATIONS GUIDELINES



[Click here to expand the html for AF_Guidelines...](#)

AF_MY APPLICATIONS Active filter GUIDELINES



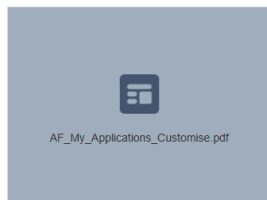
FOR DOCUMENTATION ONLY

[Click here to expand the text for documentation](#)

html

[Click here to expand the html for AF_My_Applications_Guidelines_Customise...](#)

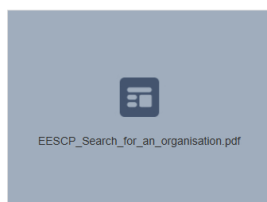
AF_MY APPLICATIONS Customise GUIDELINES



html

[Click here to expand the html for AF_My_Applications_Guidelines_Customise...](#)


EESCP_SEARCH FOR AN ORGANISATION GUIDELINE



html

> [Click here to expand the html for Guidelines_Old_Search_for_organisations](#)


EESCP_MY ORGANISATIONS GUIDELINES



html

> [Click here to expand the html for Guidelines_My_Organisations](#)

EESCP_Home Page for Applicant GUIDELINES



html

> [Click here to expand the html for EESCP_home_page](#)

Like Be the first to like this

No labels

Write a comment...